

The food and drink industry is the **biggest UK manufacturing sector**, larger than automotive and aerospace combined

Over 97% of the 11,675 food and drink manufacturing businesses are **SMEs**

Industry Insights

Industry's **output** was valued at **£30bn** ▲ 4.2%

with a total turnover of **£112bn** ▲ 4.8%



and domestic sales of **£100bn** ▲ 4.5%

The food and drink industry **provided 468,000 jobs** ▲ 3.4%



across every region and nation, with **4.2m** workers in the farm-to-fork food chain

▲ Percentage Increase/ ▼ Decrease from 2020 to 2021



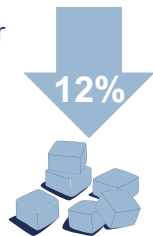
The industry's **total business investment** was **£4bn** ▲ 7.9%
Over half of our members identified new products and healthy food as investment opportunities



Food and drink **exports** were valued at **£20bn** ▼ 4.0%
Sold to over 220 export **countries**, of which the top export **markets** are Ireland, France, USA

Diet & Health

FDF member products contributed



fewer sugars to the average shopping basket, compared to 2017

FDF member products contributed



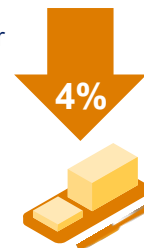
less salt to the average shopping basket, compared to 2017

FDF member products contributed



fewer calories to the average shopping basket, compared to 2017


FDF member products contributed



less total fat to the average shopping basket, compared to 2017

Environmental Sustainability

FDF members reported an **absolute reduction of 58% in CO₂ emissions**



from their use of energy in manufacturing operations in 2020 compared to 2019



FDF members are committed to the shared ambition of achieving **Net Zero by 2040** across the farm-to-fork supply chain



Sector delivered a **reduction in food waste** of over **30%** on a per capita basis since 2011



FDF members achieved a **39% reduction in water consumption** since 2007